

Risk Factors

SAYARI GRAPH

Get enhanced insight into **risk type and severity.**

Whether you're vetting defense subcontractors, conducting due diligence on prospective customers, or complying with sanctions and anti-money laundering regulations, you need the ability to quickly and confidently assess an entity's risk. Sayari Graph supports your investigations with **more than 40 risk factors** and additional risk-relevant information, sourced from existing and enriched risk intelligence data.

CRITICAL RISK FACTORS

Sanctioned
Possibly the Same as a Sanctioned Entity
Export Controls List
Forced Labor (Xinjiang Import Controls Designation)
Possibly the Same as Entity in Export Controls List

HIGH RISK FACTORS

Former Sanctions
Owned by Sanctioned Entity
State-Owned Enterprise (SOE)
Owned by State-Owned Enterprise
Possibly the Same as State Owned Enterprise
Politically Exposed Person (PEP)
Possibly the Same as a Politically Exposed Person
Owned by Entity in Export Controls List
Owned by Entity in USA Commerce BIS MEU List
Government Contractors in BIS MEU Country
Owned by Entity in USA NDAA Section 1260H List
Owned by Entity in USA Treasury Non-SDN Chinese Military-Industrial Complex List
Forced Labor Risk (Owned by Xinjiang-based entity)
Forced Labor Risk (Owner of Xinjiang-based entity)
Forced Labor Risk (Entity Located in Xinjiang)
Possibly the Same as Entity with Forced Labor Risk (Entity Located in Xinjiang)
Forced Labor Risk (Trade History with Xinjiang Entities)
Forced Labor Risk (Keywords Found in Company Attributes)
Forced Labor Risk (Xinjiang Operations)
Possibly the Same as Entity with Forced Labor Risk (Xinjiang Operations)
Forced Labor Risk (XPCC Contractors)

ELEVATED RISK FACTORS

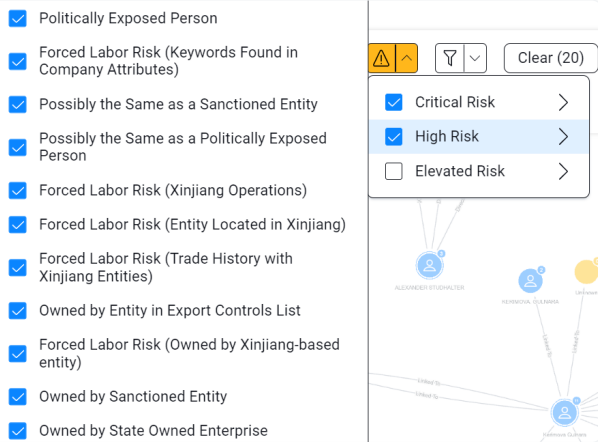
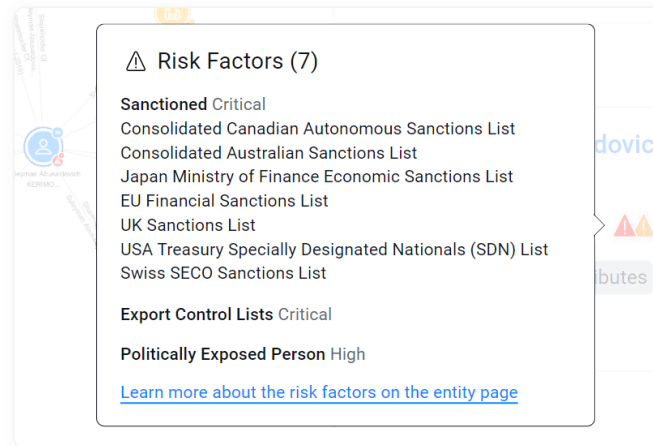
Terrorism
Organized Crime
Financial Crime
Bribery and Corruption
Forced Labor and Modern Slavery
Cybercrime
High Risk / Cash Intensive Industries
Law Enforcement Action
Regulatory Action
Other Reputational Risk
Related to Sanctioned
Related to Politically Exposed Person (PEP)
Related to State Owned Enterprise (SOE)
Related to Export Controls
Possibly the Same as an Entity Subject to Regulatory Action

RISK-RELEVANT INFORMATION

Basel AML Index Score
Corruption Perceptions Index
EU High-Risk Third Countries

Access risk insights from anywhere in the platform

Spot risks at a glance whether you're building a relationship graph, viewing an entity's profile, or investigating an entity's relationships. Hover over risk icons for more detailed information on the nature and number of risks associated with the entity.

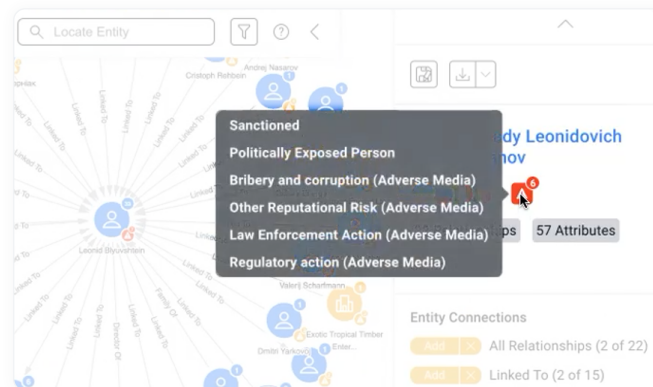


Filter by risk type and severity

Conduct more targeted investigations by screening entity networks for specific types of risks, severity categories, or a combination of the two. Quickly and efficiently isolate the entity relationships that matter most.

Uncover both explicit and non-obvious risks

Surface not only critical, well-known issues but also attributes and relationships that represent potential or emerging risks. Learn more in less time – and without devoting additional resources to the project.



Streamline your investigations and issue more accurate risk assessments with Sayari Graph.

Don't have access? Visit sayari.com to sign up for a free trial.