

INTRODUCING

Sayari Risk Factors

SAYARI GRAPH FALL 2022 RELEASE

Get enhanced insight into risk type and severity.

Whether you're vetting defense subcontractors, conducting due diligence on prospective customers, or complying with sanctions and anti-money laundering regulations, you need the ability to quickly and confidently assess an entity's risk. Now, Sayari Graph supports your investigations with more than **twenty risk factors** and additional risk-relevant information, sourced from existing and enriched risk intelligence data.



CRITICAL RISK FACTORS

Sanctioned
Export Controls List
Forced Labor (Xinjiang Region)

RISK-RELEVANT INFORMATION

Basel AML Index Scores
EU High Risk
Third Countries
Corruption
Perceptions Index

HIGH RISK FACTORS

Former Sanctions
State-Owned Enterprise (SOE)
Politically Exposed Person (PEP)
Possibly the Same as a PEP
Possibly the Same as a Sanctioned Entity
Distance to Sanctioned Entity
Distance to Politically Exposed Person

ELEVATED RISK FACTORS

Terrorism
Organized Crime
Financial Crime
Bribery and Corruption
Forced Labor and Modern Slavery
Cybercrime
High Risk / Cash Intensive Industries
Law Enforcement Action
Regulatory Action
Other Reputational Risk

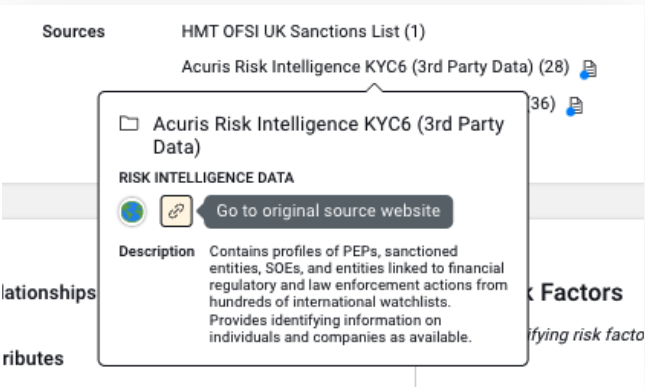
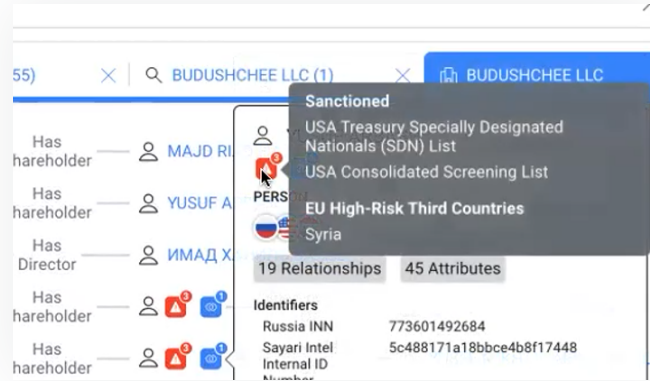


New risk intelligence data

Screen over 4.6 million new entity profiles within Sayari, now further enhanced with data from Acuris Risk Intelligence, a curated, pre-interpreted data set fully ingested into Sayari Graph, comprising 820 thousand companies and 3.8 million key individuals.

Insight from anywhere in the platform

Access risk factor information whether you're creating a graph, viewing an entity's profile, or investigating an entity's connections. Refine your search by filtering on risk type and category, helping you focus on the specific types of risk relevant to your role or your investigation.

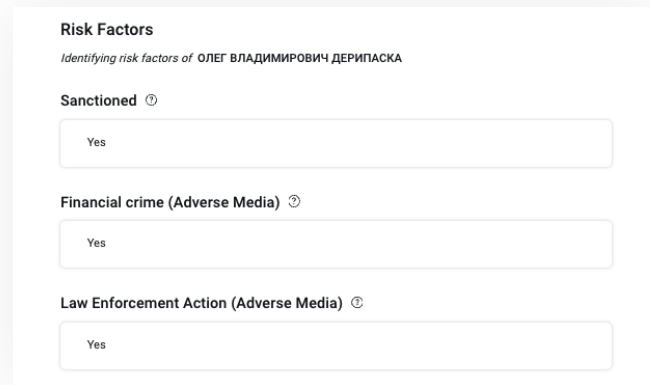


Fewer false positives

Spend less time on lookalikes. Risk Factors references Sayari beneficial ownership data and Acuris Risk Intelligence adverse media data, both of which eliminate most false positives during the investigation process.

Detailed risk assessment

Drill into any risk factor to view the number of related alerts and associated source documents. Conduct more nuanced assessments with access to a curated, comprehensive database of public records and original source URLs.



Streamline your investigations and issue more accurate risk assessments with the Summer 2022 version of Sayari Graph. Don't have access? [Visit sayari.com](https://sayari.com) to sign up for a free trial.