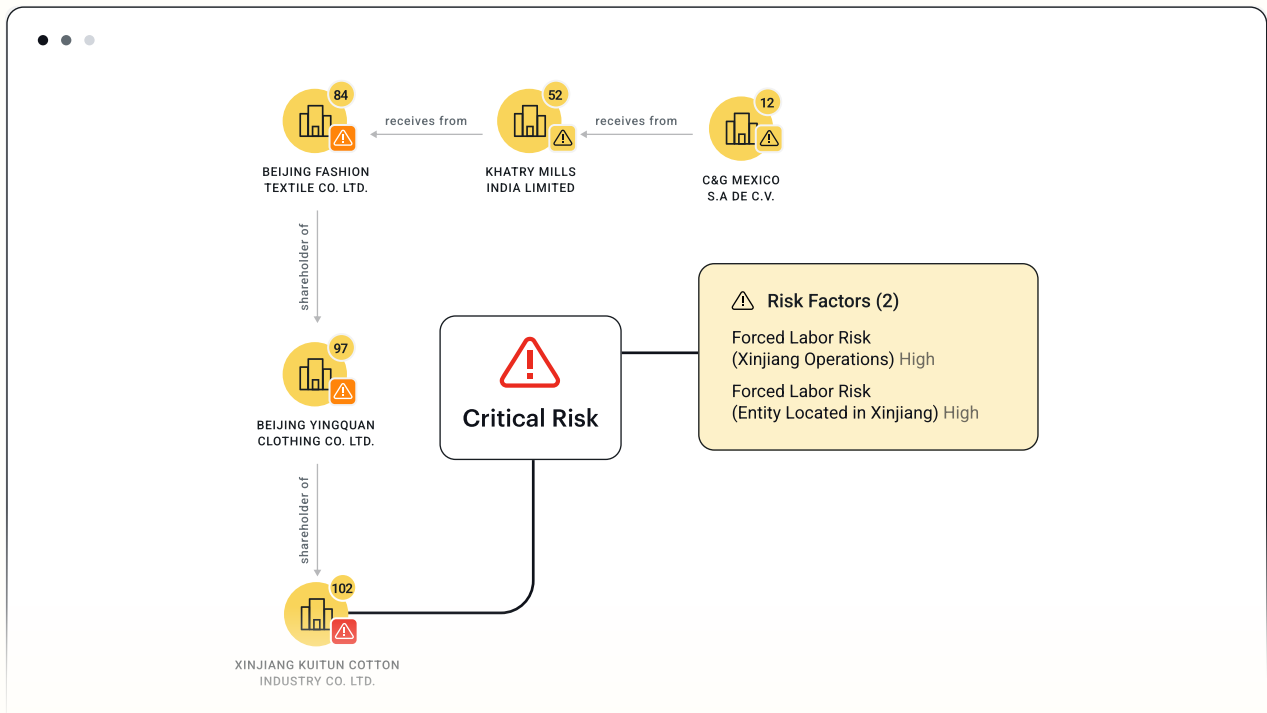


# Risk Factors

SAYARI GRAPH



## Get enhanced insight into risk type and severity.

Whether you're vetting defense subcontractors, conducting due diligence on prospective customers, or complying with sanctions and anti-money laundering regulations, you need the ability to quickly and confidently assess an entity's risk. Sayari Graph supports your investigations with more than 60 Risk Factors and additional risk-relevant information, sourced from existing and enriched risk intelligence data.

### CRITICAL RISK FACTORS

Sanctioned

Possibly the Same as a Sanctioned Entity

Export Controls List

Forced Labor (Xinjiang Import Controls Designation)

Possibly the Same as Entity in Export Controls List

WRO Entity (Entities in the Withhold Release Orders and Findings List from CBP)

Possibly the Same as WRO Entity (Withhold Release Orders and Findings List from CBP)

Entity from Sheffield Hallam University Forced Labor Reports

Possibly the Same as Sheffield Hallam University Forced Labor Reports Entity



## HIGH RISK FACTORS

Former Sanctions	Risk (Entity Located in Xinjiang)	Owner of Entity from Sheffield Hallam University Forced Labor Reports
Owned by Sanctioned Entity	Forced Labor Risk (Keywords Found in Company Attributes)	Owned by Entity from Sheffield Hallam University Forced Labor Reports
State-Owned Enterprise (SOE)	Forced Labor Risk (Xinjiang Operations)	Forced Labor Risk (Direct Trade History with Entity from Sheffield Hallam University Forced Labor Reports)
Owned by State-Owned Enterprise	Possibly the Same as Entity with Forced Labor Risk (Xinjiang Operations)	Forced Labor Risk (Subtier Trade History with Entity from Sheffield Hallam University Forced Labor Reports)
Possibly the Same as State-Owned Enterprise	Forced Labor Risk (XPCC Contractors)	Former WRO Entity
Politically Exposed Person (PEP)	Owner of WRO Entity (Withhold Release Orders and Findings List from CBP)	Regulatory Action
Possibly the Same as a Politically Exposed Person	Owned by WRO Entity (Withhold Release Orders and Findings List from CBP)	Possibly the Same as an Entity Subject to Regulatory Action
Owned by Entity in Export Controls List	Forced Labor Risk (Direct Trade History with WRO Entity)	Owner of Sanctioned Entity
Owned by Entity in USA Commerce BIS MEU List	Forced Labor Risk (Subtier Trade History with WRO Entity)	Owner of Forced Labor Risk Entity (Xinjiang Import Controls Designation)
Government Contractors in BIS MEU Country	Forced Labor Risk (Direct Trading History with Xinjiang Entities)	Owner of State-Owned Enterprise
Owned by Entity in USA NDAA Section 1260H List	Forced Labor Risk (Subtier Trading History with Xinjiang Entities)	Owner of Entity Subject to Regulatory Action
Owned by Entity in USA Treasury Non-SDN Chinese Military-Industrial Complex List	Exports BIS High-Priority Items	Owner of Entity in Export Controls List
Forced Labor Risk (Owned by Xinjiang-based entity)	Exports to Sanctioned Entity	
Forced Labor Risk (Owner of Xinjiang-based entity)	Exports to State-Owned Enterprise	
Forced Labor Risk (Entity Located in Xinjiang)		
Possibly the Same as Entity with Forced Labor		



## ELEVATED RISK FACTORS

Terrorism	High Risk / Cash Intensive Industries	Related to Export Controls
Organized Crime	Law Enforcement Action	Related to WRO Entity (Withhold Release Orders and Findings List from CBP)
Financial Crime	Other Reputational Risk	Former State-Owned Enterprise
Bribery and Corruption	Related to Sanctioned	Related to Entity from Sheffield Hallam University Forced Labor Reports
Forced Labor and Modern Slavery	Related to Politically Exposed Person (PEP)	
Cybercrime	Related to State Owned Enterprise (SOE)	

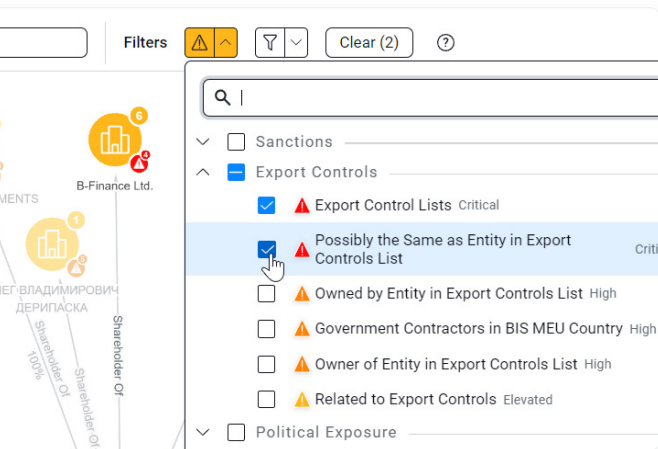
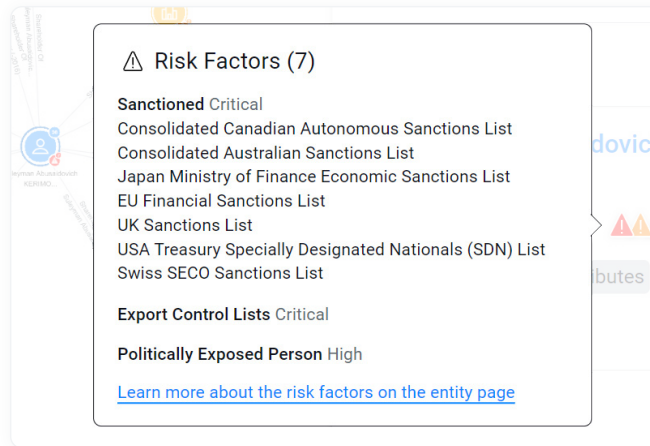


## RISK-RELEVANT INFORMATION

Basel AML Index Score	Corruption Perceptions Index	EU High-Risk Third Countries
-----------------------	------------------------------	------------------------------

## Access risk insights from anywhere in the platform

Spot risks at a glance whether you're building a relationship graph, viewing an entity's profile, or investigating an entity's relationships. Hover over risk icons for more detailed information on the nature and number of risks associated with the entity.

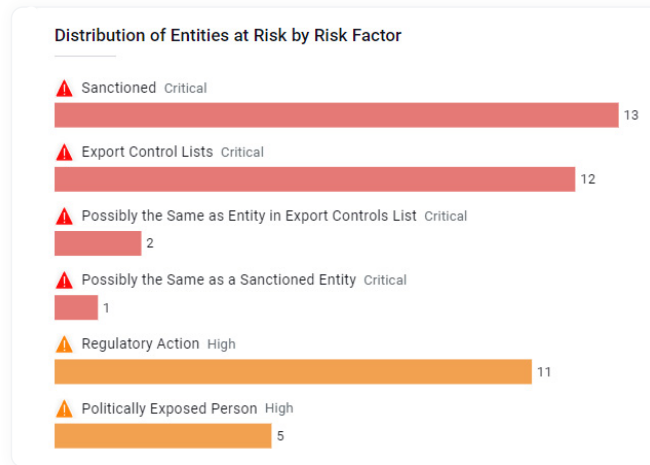


## Uncover both explicit and non-obvious risks

Surface not only critical, well-known issues but also attributes and relationships that represent potential or emerging risks. Learn more in less time – and without devoting additional resources to the project.

## Filter by risk

Conduct more targeted investigations by screening for specific risks (e.g., WRO Entity), risk types (e.g., forced labor), or a combination of the two. Quickly and efficiently isolate the entity relationships that matter most.



Streamline your investigations and issue more accurate risk assessments with Sayari Graph.  
 Don't have access? Visit [sayari.com](https://sayari.com) to request a personalized demo.