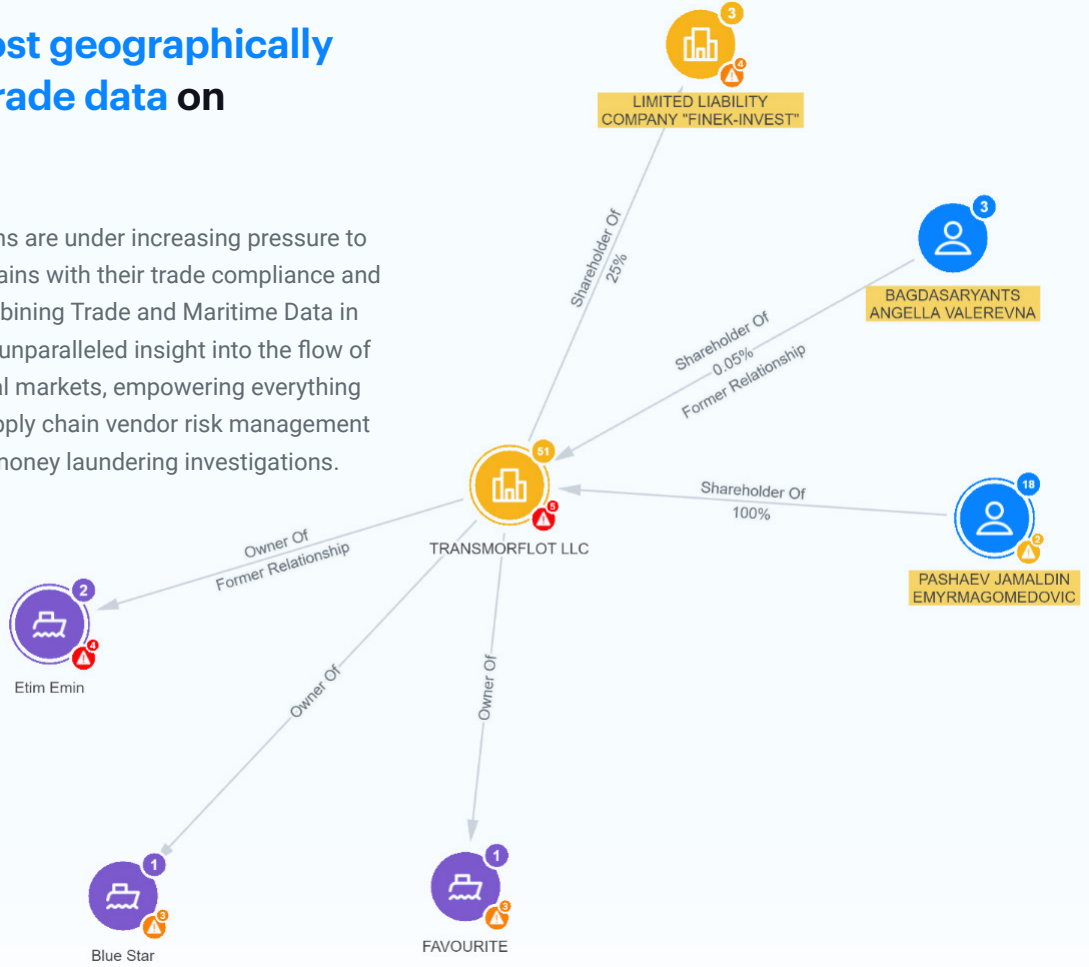


Import-Export Trade & Maritime Data

SAYARI GRAPH

Delivering the most geographically comprehensive trade data on the market

International trade organizations are under increasing pressure to balance constrained supply chains with their trade compliance and vendor risk management. Combining Trade and Maritime Data in the Sayari data library enables unparalleled insight into the flow of goods through key international markets, empowering everything from trade compliance and supply chain vendor risk management to sanctions and trade-based money laundering investigations.



Receiver Of

Showing direct relationships (Receiver Of) for entity 3M COMPANY

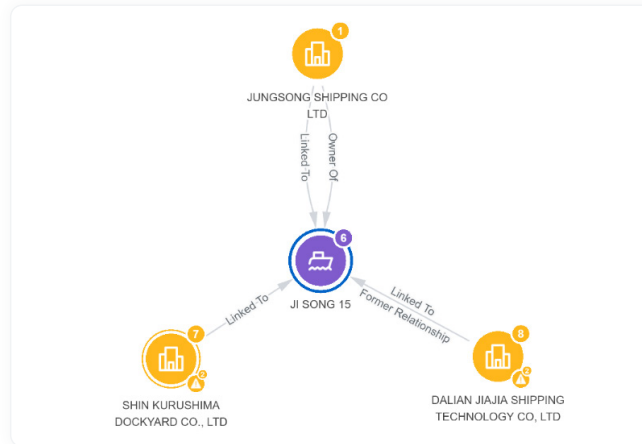
Relationship	Entry Name	HS Code	Shipment Description	Supplier	Country of Departure
Receiver Of	[Redacted]		CLOTH TAPE	[Redacted]	China
Receiver Of	[Redacted]	392610	39261019 (HS) - undefined	[Redacted]	United States
Receiver Of	[Redacted]	392610	39261019 (HS) - undefined	[Redacted]	United States
Receiver Of	[Redacted]	630790	MEDICAL USE MASKS	[Redacted]	Panama
Receiver Of	[Redacted]	391910	391910 (HS) - Plastics; plates, sheets, film, foil, tapes, strips, other flat shapes thereof, self-adhesive, in rolls of a width not exceeding 20cm	[Redacted]	China
Receiver Of	[Redacted]		MASKING TAPE OF PAPER	[Redacted]	United Kingdom
Receiver Of	[Redacted]	980720	(8471.700000 (HS)) Memory units	[Redacted]	Ecuador
Receiver Of	[Redacted]	392610	39261019 (HS) - undefined	[Redacted]	United States

Enhanced shipment insights

Easily access shipment information in both graph and spreadsheet form. Details include shipper and receiver, Harmonized System (HS) codes, package weight and type, the associated bills of lading, carrier names, arrival and departure information, and more.

Details on 183k+ vessels

Conduct thorough due diligence checks on existing and potential operators with basic vessel characteristics such as name, IMO number, year of build, and flag as well as vessel ownership levels, including beneficial owner, commercial operator, registered owner, and more.



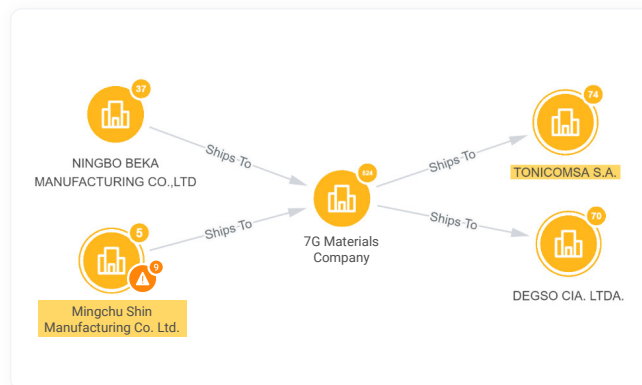
- Chile Imports & Exports (2022 - Present) ^
- China Imports & Exports (2022 - Present)
- China-DPRK Exports (2013-2017)
- Colombia Imports & Exports (2022 - Present)
- Costa Rica Imports & Exports (2022 - Present)
- Ecuador Imports & Exports (2022 - Present)
- Mexico Imports & Exports (2022 - Present)
- Pakistan Imports (11-2021) v

Deeper data on important jurisdictions

View import and export activity in more than 60 key international markets, including China, the majority of South America, Mexico, North Korea, Pakistan, the United States, and the United Kingdom. [See our latest trade data](#) and other sources.

Improved trade compliance and supply chain risk management

Gain a clear picture of relevant shipping activity to uncover sanctioned entities, high-risk intermediaries, and suspicious shipment or vessel ownership anomalies in your supply chain.



Streamline your investigations and issue more accurate risk assessments with Sayari Graph. Don't have access? Visit sayari.com to request a personalized demo.